



**ESTADO ANALÍTICO DEL PRESUPUESTO DE EGRESOS
CLASIFICACIÓN ADMINISTRATIVA DEL GASTO
SOCOLTENANGO**

De 01/01/2019 Al 31/03/2019

EAEPE-CA
15-ago.-19
Pág. 1 de 2

Concepto	EGRESOS					SUBEJERCICIO
	APROBADO	AMPLIACIONES/ REDUCCIONES	MODIFICADO	DEVENGADO	PAGADO	
3 Sector Público Municipal						
3.1 Sector Público No Financiero						
3.1.1 Gobierno General Municipal						
3.1.1.1 Gobierno Municipal						
3.1.1.1.1 Órgano Ejecutivo Municipal						
SERVICIOS ADMINISTRATIVOS	69,856,210.75	6,250,353.10	76,106,563.85	4,197,134.44	4,197,134.44	51,686,461.97
01-01 AYUNTAMIENTO	67,727,828.51	6,094,187.18	73,822,015.69	3,589,676.03	3,589,676.03	50,848,696.47
01-02 PRESIDENCIA MUNICIPAL	1,539,983.20	-14,738.46	1,525,244.74	311,654.00	311,654.00	67,611.54
01-03 SECRETARIA MUNICIPAL	3,730,244.48	-43,056.84	3,687,187.64	1,195,071.82	1,195,071.82	1,503,185.01
01-04 TESORERIA	596,916.40	0.00	596,916.40	95,766.39	95,766.39	115,000.00
01-06 JUZGADO MUNICIPAL	1,823,277.51	331,092.70	2,154,370.21	457,531.93	457,531.93	949,797.38
01-08 DIF MUNICIPAL	253,053.00	0.00	253,053.00	50,278.56	50,278.56	33,000.00
01-09 DIRECCION DE OBRAS PUBLICAS	2,586,037.26	0.00	2,586,037.26	523,017.28	523,017.28	0.00
01-10 OTROS	5,791,702.38	8,380,740.99	14,172,443.37	755,364.17	755,364.17	485,247.11
SERVICIOS PUBLICOS	51,406,614.28	-2,559,851.21	48,846,763.07	200,991.88	200,991.88	47,694,855.43
02-01 PROTECCION CIUDADANA	2,128,382.24	156,165.92	2,284,548.16	607,458.41	607,458.41	837,765.50
02-02 LIMPIA	226,000.00	30,000.00	256,000.00	0.00	0.00	146,000.00
02-03 MERCADO	715,590.48	0.00	715,590.48	89,758.74	89,758.74	264,410.02
02-05 PANTEONES	52,908.08	0.00	52,908.08	6,308.10	6,308.10	20,000.00
02-06 AGUA POTABLE Y ALCANTARILLADO	87,816.16	0.00	87,816.16	16,458.12	16,458.12	22,000.00
02-07 ALUMBRADO PUBLICO	300,999.76	26,000.00	326,999.76	70,892.20	70,892.20	155,633.88
02-08 CALLES, PARQUES Y JARDINES	182,402.80	0.00	182,402.80	33,793.77	33,793.77	25,000.00
02-09 ASISTENCIA A LA SALUD	0.00	78,176.88	78,176.88	255,961.42	255,961.42	0.00
02-10 ASISTENCIA A LA EDUCACION	0.00	21,989.04	21,989.04	0.00	0.00	0.00
02-12 ASISTENCIA AGROPECUARIA	562,664.96	0.00	562,664.96	76,749.21	76,749.21	0.00
02-15 CASA DE LA CULTURA MUNICIPAL	0.00	0.00	0.00	57,536.85	57,536.85	204,721.60




107

**ESTADO ANALÍTICO DEL PRESUPUESTO DE EGRESOS
CLASIFICACIÓN ADMINISTRATIVA DEL GASTO
SOCOLTENANGO**

De 01/01/2019 Al 31/03/2019

Concepto	EGRESOS					SUB EJERCICIO
	APROBADO	AMPLIACIONES/ REDUCCIONES	MODIFICADO	DEVENGADO	PAGADO	
3 Sector Público Municipal 3.1 Sector Público No Financiero 3.1.1 Gobierno General Municipal 3.1.1.1 Gobierno Municipal						



108